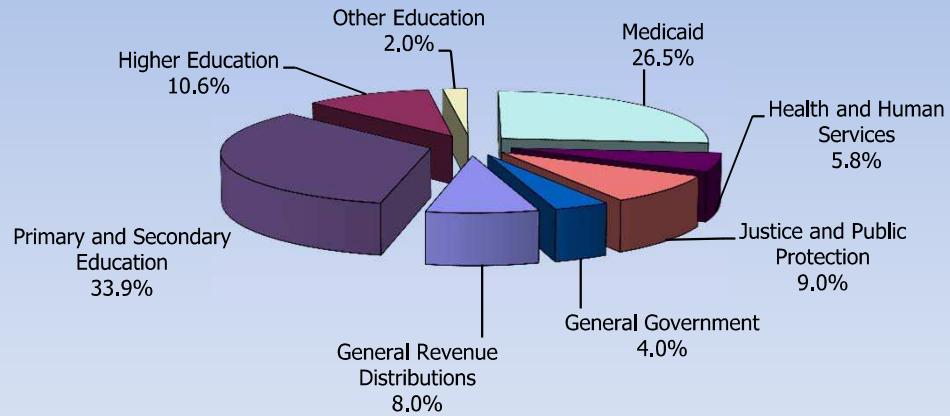


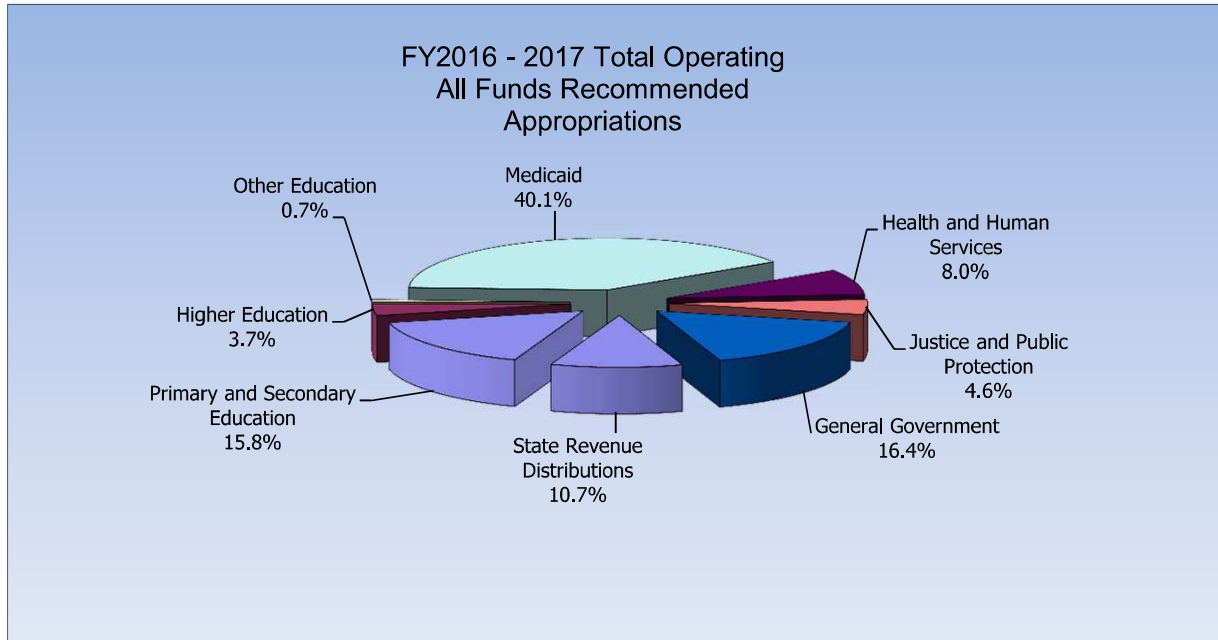
FY2016 - 2017 Operating Budget
State Only General Revenue Fund Recommended Appropriations



**GRF Recommended Appropriations (dollars in millions)
State Only**

Function	FY 2015 Estimate	FY 2016	% Change	FY 2017	% Change
Primary and Secondary Education	\$ 7,256.0	\$ 7,697.2	6.1%	\$ 8,041.6	4.5%
Higher Education	\$ 2,379.9	\$ 2,428.3	2.0%	\$ 2,487.9	2.5%
Other Education	\$ 442.1	\$ 470.1	6.3%	\$ 478.1	1.7%
Medicaid	\$ 5,714.8	\$ 5,968.5	4.4%	\$ 6,334.0	6.1%
Health and Human Services	\$ 1,296.5	\$ 1,342.9	3.6%	\$ 1,362.4	1.5%
Justice and Public Protection	\$ 2,006.8	\$ 2,062.9	2.8%	\$ 2,116.7	2.6%
General Government	\$ 911.5	\$ 914.8	0.4%	\$ 938.0	2.5%
General Revenue Distributions	\$ 1,812.2	\$ 1,846.5	1.9%	\$ 1,877.1	1.7%
Total	\$ 21,819.7	\$ 22,731.0	4.2%	\$ 23,635.7	4.0%

Note: Numbers may not add to total due to rounding
Source: Ohio Office of Budget and Management



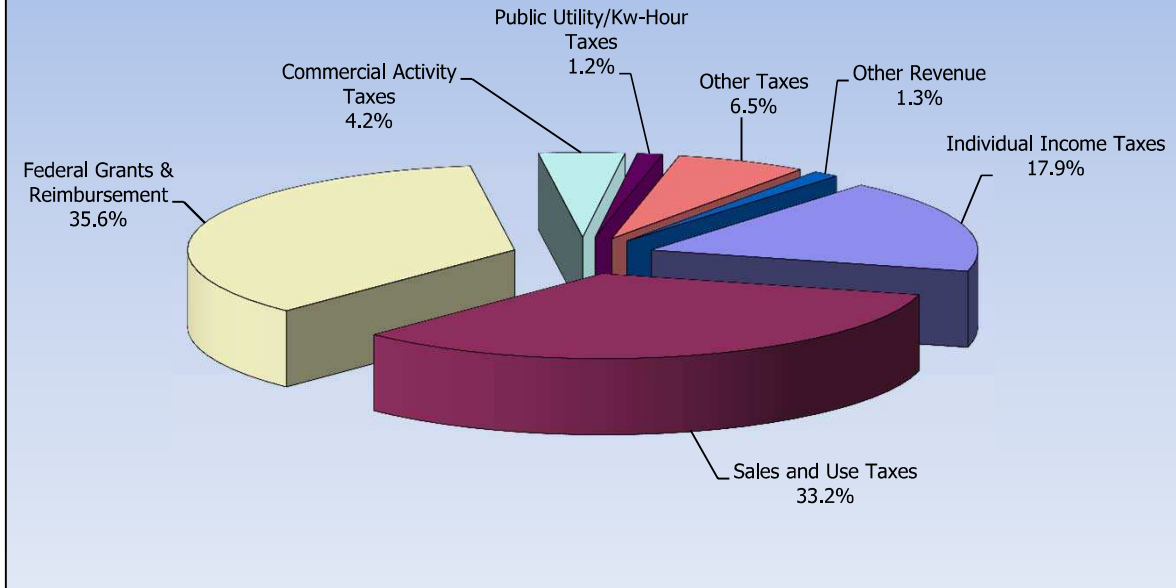
All Funds Appropriations (dollars in millions)

Function	FY 2016	FY 2017	Total
Primary and Secondary Education	\$ 10,784.3	\$ 11,132.5	\$ 21,916.8
Higher Education	\$ 2,523.9	\$ 2,567.7	\$ 5,091.7
Other Education	\$ 503.7	\$ 511.8	\$ 1,015.5
Medicaid	\$ 27,384.2	\$ 28,252.6	\$ 55,636.8
Health and Human Services	\$ 5,517.5	\$ 5,534.6	\$ 11,052.2
Justice and Public Protection	\$ 3,175.3	\$ 3,227.9	\$ 6,403.2
General Government	\$ 11,226.5	\$ 11,512.0	\$ 22,738.5
State Revenue Distributions	\$ 7,373.1	\$ 7,442.8	\$ 14,815.9
Total	\$ 68,488.5	\$ 70,182.0	\$ 138,670.5

Note: Numbers may not add to total due to rounding

Source: Ohio Office of Budget and Management

**FY2016 - 2017 Operating Budget
Total General Revenue Fund Estimated Revenues**



Estimated GRF Revenues (dollars in millions)

Revenue Source	FY 2015	FY 2016	% Change	FY 2017	% Change
Individual Income Taxes	\$ 8,308.8	\$ 6,503.4	-21.7%	\$ 6,428.5	-1.2%
Sales and Use Taxes	\$ 10,021.0	\$ 11,584.8	15.6%	\$ 12,423.8	7.2%
Federal Grants & Reimbursement	\$ 9,562.3	\$ 12,451.9	30.2%	\$ 13,228.8	6.2%
Commercial Activity Taxes	\$ 818.4	\$ 1,474.6	80.2%	\$ 1,589.3	7.8%
Public Utility/Kw-Hour Taxes	\$ 388.5	\$ 452.4	16.5%	\$ 446.1	-1.4%
Other Taxes	\$ 1,677.3	\$ 2,321.6	38.4%	\$ 2,368.3	2.0%
Other Revenue	\$ 771.7	\$ 377.6	-51.1%	\$ 562.5	49.0%
Total	\$ 31,547.9	\$ 35,166.3	11.5%	\$ 37,047.4	5.3%

Note: Numbers may not add to total due to rounding
Source: Ohio Office of Budget and Management