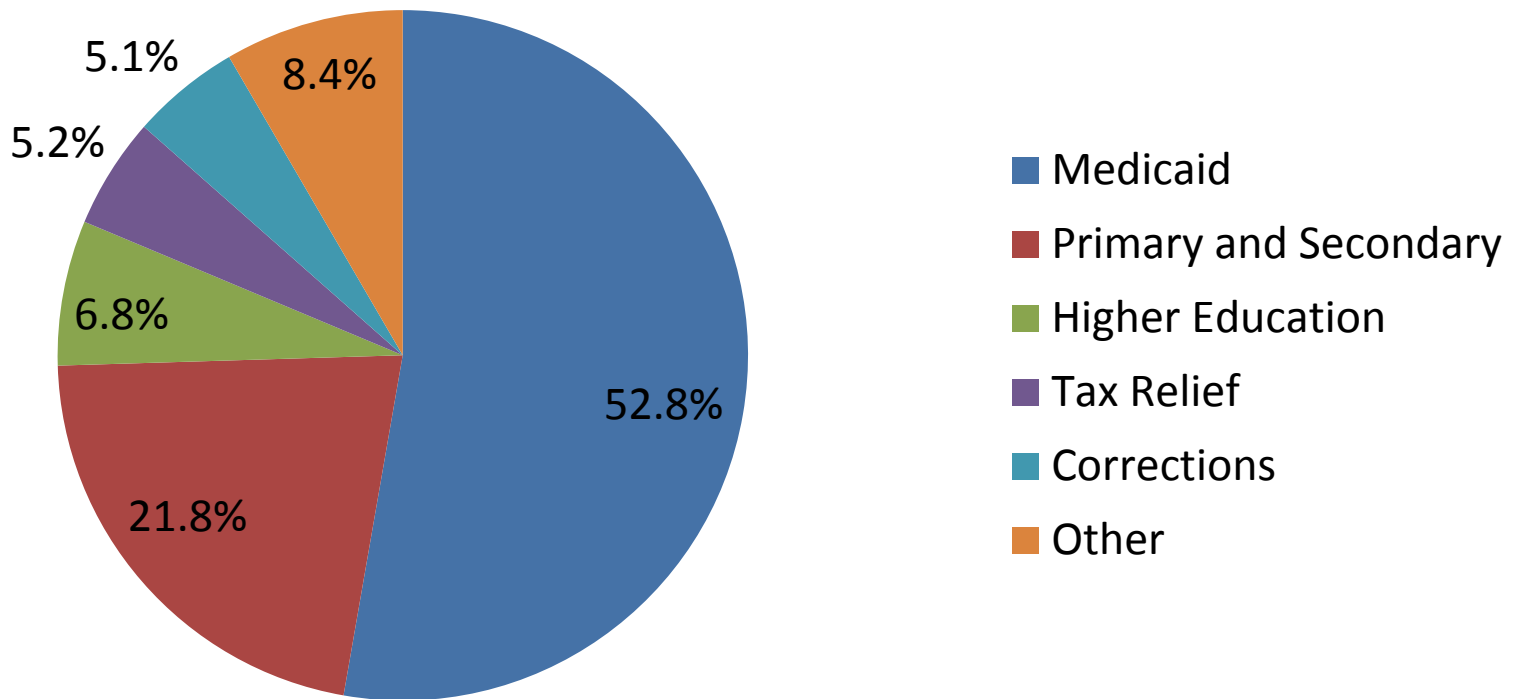


# Governor Kasich's Budget Proposal

HB 64

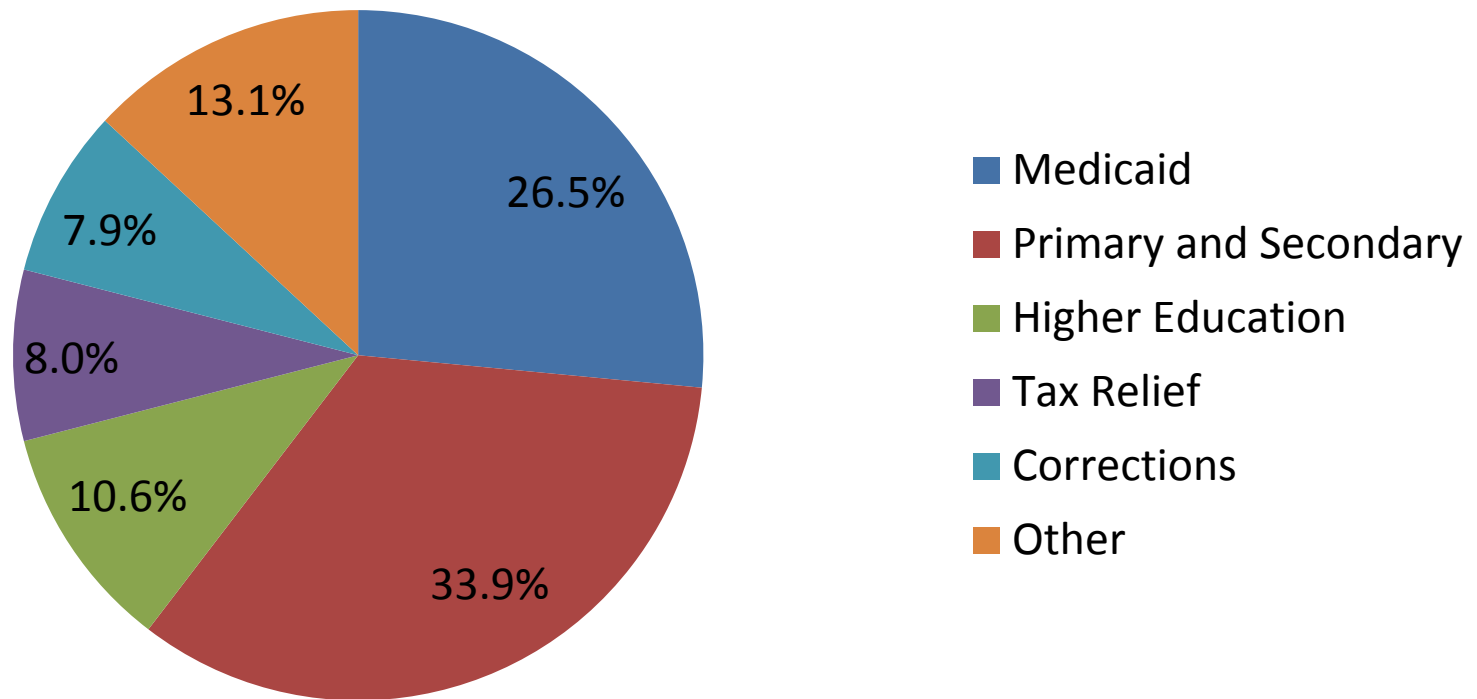
# Total Spending

Percentage of Total HB 64 GRF Spending



# State GRF Spending

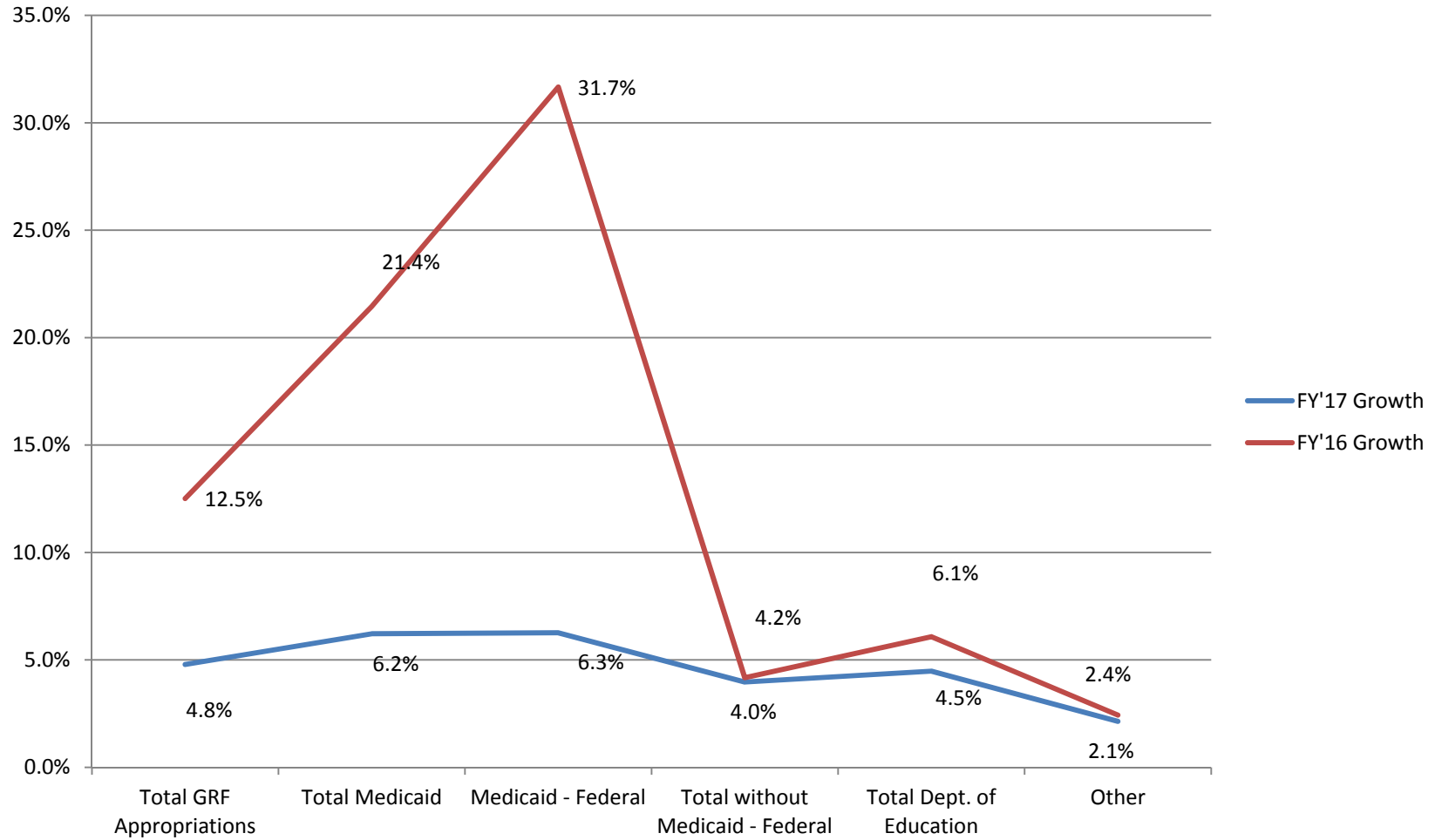
## Percentage of HB 64 State GRF Spending



# Last Budget vs. Proposed Budget Appropriations

	Last Budget	Proposed Budget
Total GRF Appropriations*	61,961,787,648	72,289,530,370
Federal GFR Appropriations related to Expansion money	0	8,876,993,435
Increase	n/a	1,450,749,287
Percentage Increase	n/a	2.34%
* These are the appropriations enacted by HB 59, not actual or revised estimates of numbers.		

# Spending Growth



# Major Growth Areas

	<b>FY'15 Estimate</b>	<b>FY'16</b>	<b>Increase</b>	<b>% Increase</b>	<b>FY'17</b>	<b>Increase</b>	<b>% Increase</b>
Total State Only GRF	21,819,675,739	22,731,014,265	911,338,526	4.18%	23,635,718,166	904,703,901	3.98%
Department of Education*	7,255,955,295	7,697,170,506	441,215,211	5.73%	8,041,580,485	344,409,979	4.47%
Department of Medicaid State	5,192,911,829	5,401,120,281	208,208,452	4.01%	5,706,462,818	305,342,537	5.65%
Department of Corrections	1,539,011,322	1,591,188,402	52,177,080	3.39%	1,640,972,422	49,784,020	3.13%
Board of Regents	2,379,887,812	2,428,257,219	48,369,407	2.03%	2,487,889,271	59,632,052	2.46%
Department of Developmental Disabilities	533,803,413	582,655,478	48,852,065	9.15%	639,088,508	56,433,030	9.69%
Tax Relief	1,812,200,000	1,846,500,000	34,300,000	1.89%	1,877,100,000	30,600,000	1.66%
Department of Jobs & Family Services	793,782,672	818,236,328	24,453,656	3.08%	821,160,687	2,924,359	0.36%
Department of Public Safety	10,500,000	18,624,300	8,124,300	77.37%	18,624,300	0	n/a
* Minus 200-903 as it is no longer part of the ODE budget this is included in tax relief							